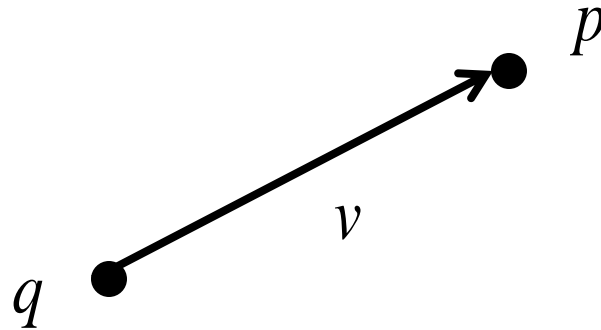


Day 03

Spatial Descriptions

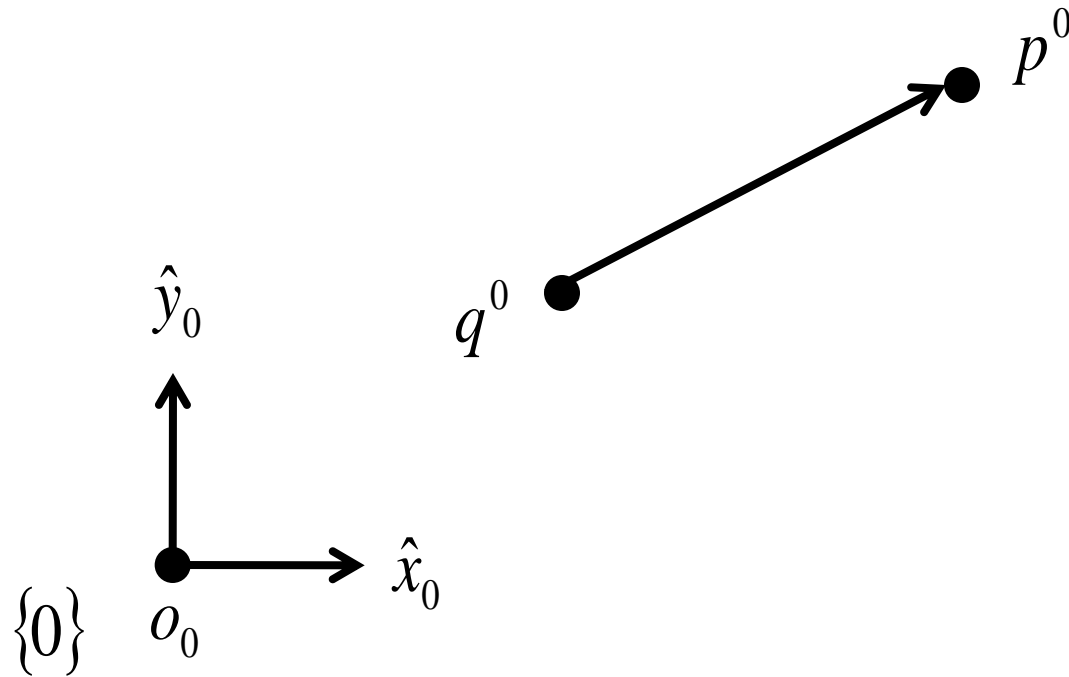
Points and Vectors

- ▶ point : a location in space
- ▶ vector : magnitude (length) and direction between two points



Coordinate Frames

- ▶ choosing a frame (a point and two perpendicular vectors of unit length) allows us to assign coordinates



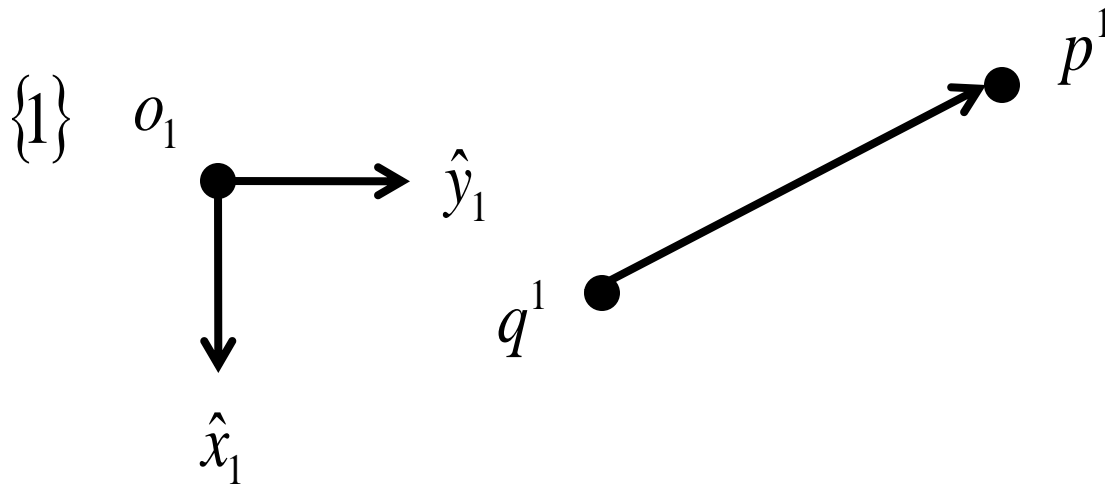
$$p^0 = \begin{bmatrix} 4 \\ 2.5 \end{bmatrix}$$

$$q^0 = \begin{bmatrix} 2 \\ 1.5 \end{bmatrix}$$

$$v^0 = p^0 - q^0 = \begin{bmatrix} 2 \\ 1 \end{bmatrix}$$

Coordinate Frames

- ▶ the coordinates change depending on the choice of frame



$$p^1 = \begin{bmatrix} -0.5 \\ 4 \end{bmatrix}$$

$$q^1 = \begin{bmatrix} 0.5 \\ 2 \end{bmatrix}$$

$$v^1 = p^1 - q^1 = \begin{bmatrix} -1 \\ 2 \end{bmatrix}$$

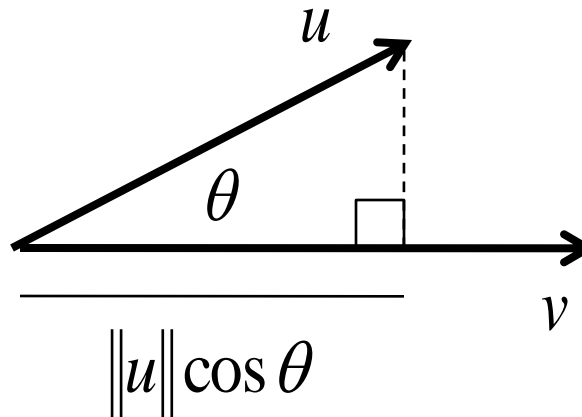
Dot Product

- ▶ the dot product of two vectors

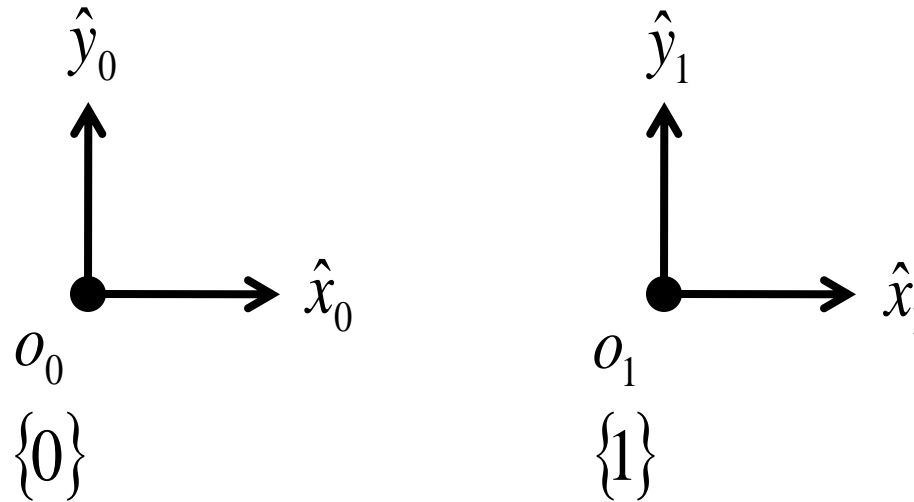
$$u = \begin{bmatrix} u_1 \\ u_2 \\ \vdots \\ u_n \end{bmatrix} \quad v = \begin{bmatrix} v_1 \\ v_2 \\ \vdots \\ v_n \end{bmatrix}$$

$$u \cdot v = u_1 v_1 + u_2 v_2 + \dots + u_n v_n = u^T v$$

$$u \cdot v = \|u\| \|v\| \cos \theta$$



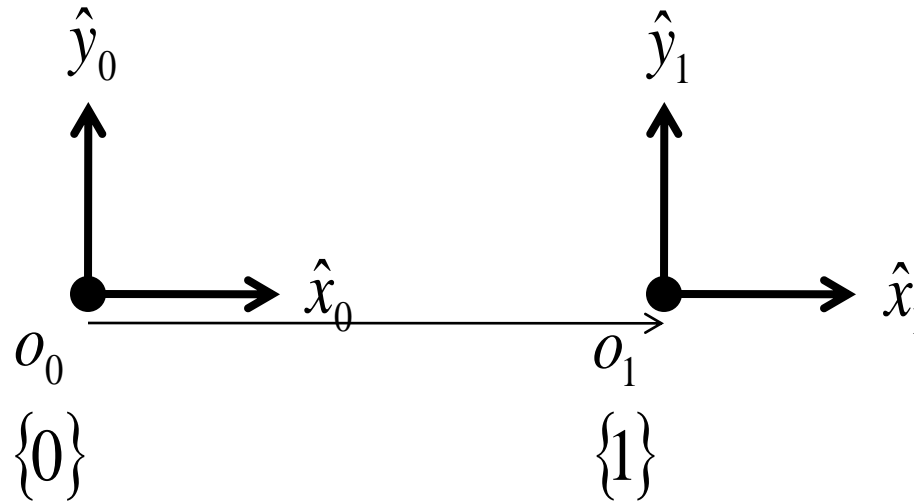
Translation



- ▶ suppose we are given o_1 expressed in $\{0\}$

$$o_1^0 = \begin{bmatrix} 3 \\ 0 \end{bmatrix}$$

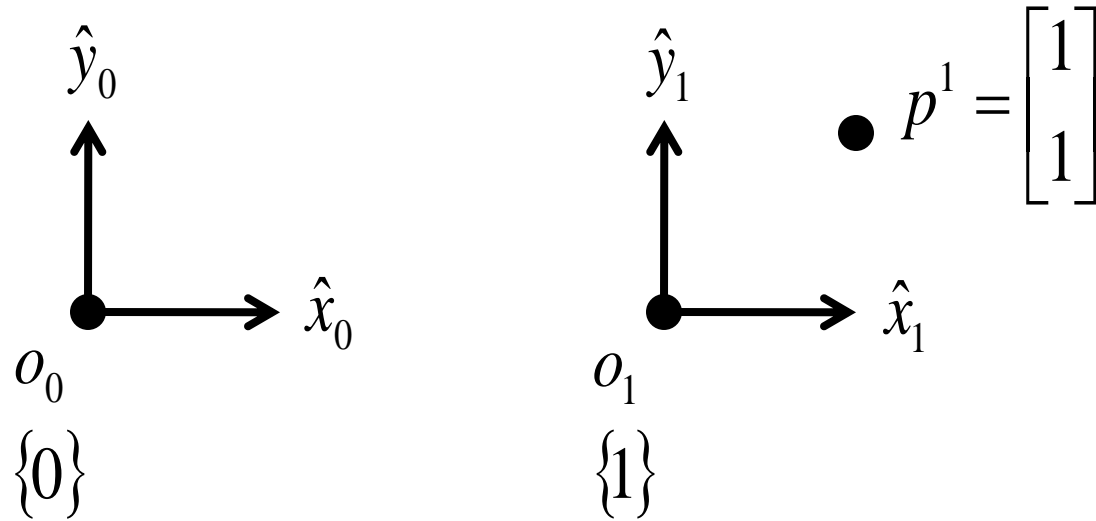
Translation 1



- ▶ the location of $\{1\}$ expressed in $\{0\}$

$$d_1^0 = o_1^0 - o_0^0 = \begin{bmatrix} 3 \\ 0 \end{bmatrix} - \begin{bmatrix} 0 \\ 0 \end{bmatrix} = \begin{bmatrix} 3 \\ 0 \end{bmatrix}$$

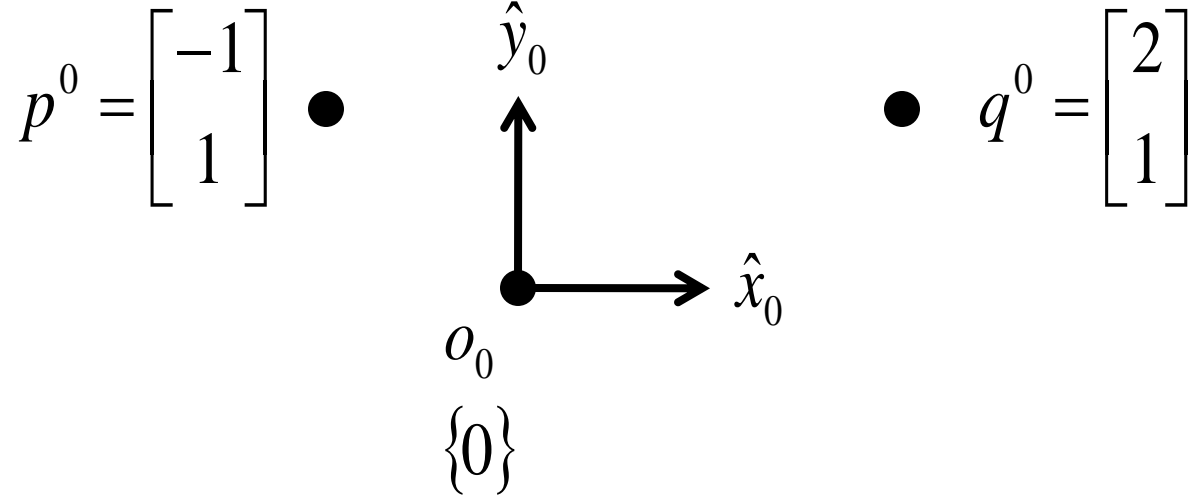
Translation 2



► p^1 expressed in $\{0\}$

$$p^0 = d_1^0 + p^1 = \begin{bmatrix} 3 \\ 0 \end{bmatrix} + \begin{bmatrix} 1 \\ 1 \end{bmatrix} = \begin{bmatrix} 4 \\ 1 \end{bmatrix}$$

Translation 3

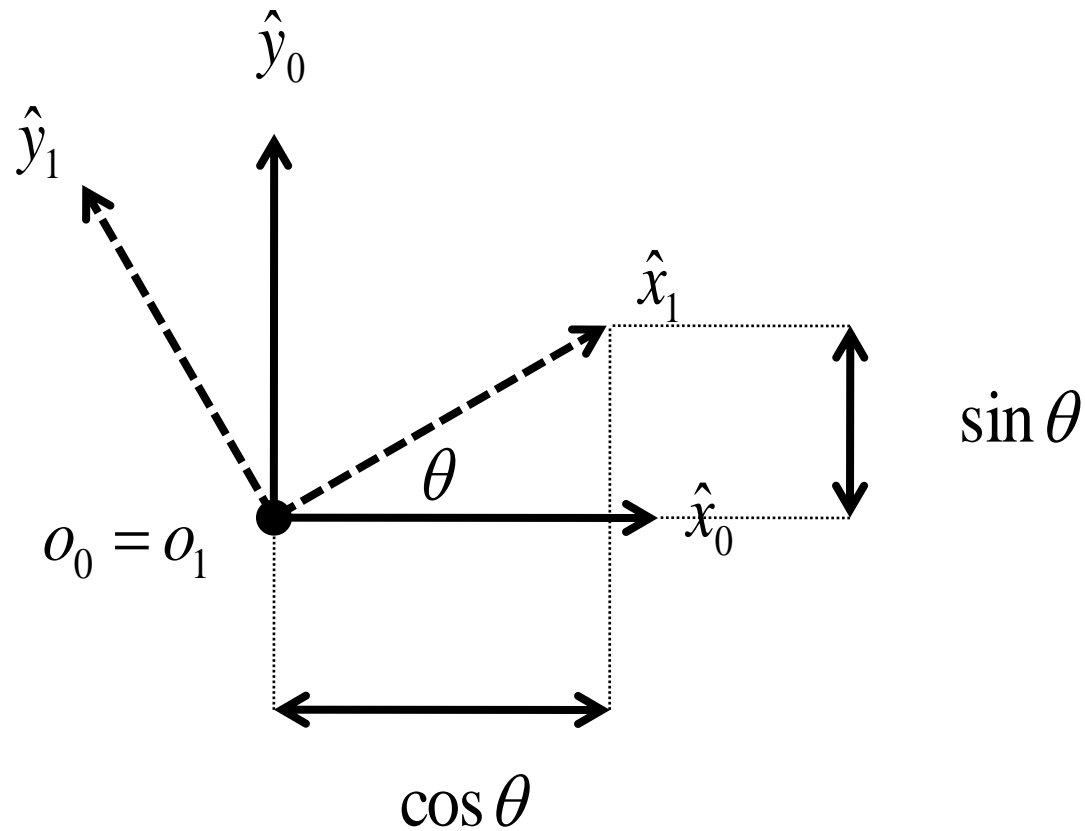


► q^0 expressed in $\{0\}$

$$q^0 = d + p^0 = \begin{bmatrix} 3 \\ 0 \end{bmatrix} + \begin{bmatrix} -1 \\ 1 \end{bmatrix} = \begin{bmatrix} 2 \\ 1 \end{bmatrix}$$

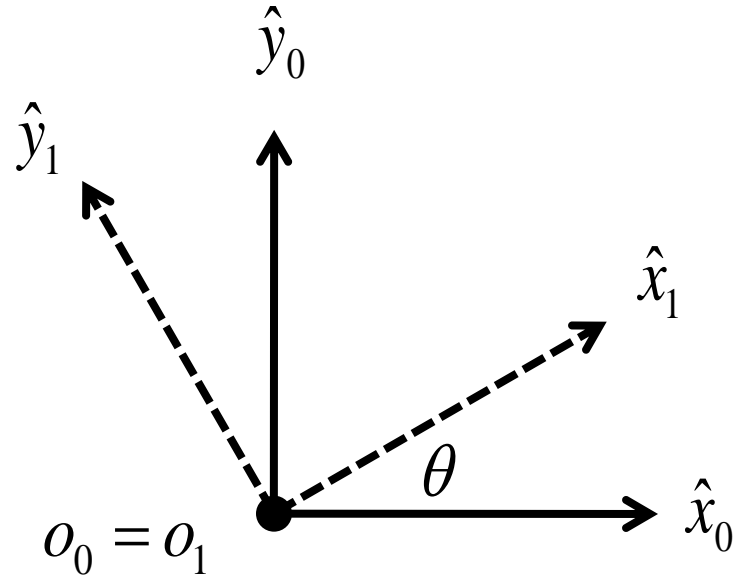
Rotation

- ▶ suppose that frame $\{1\}$ is rotated relative to frame $\{0\}$



Rotation 1

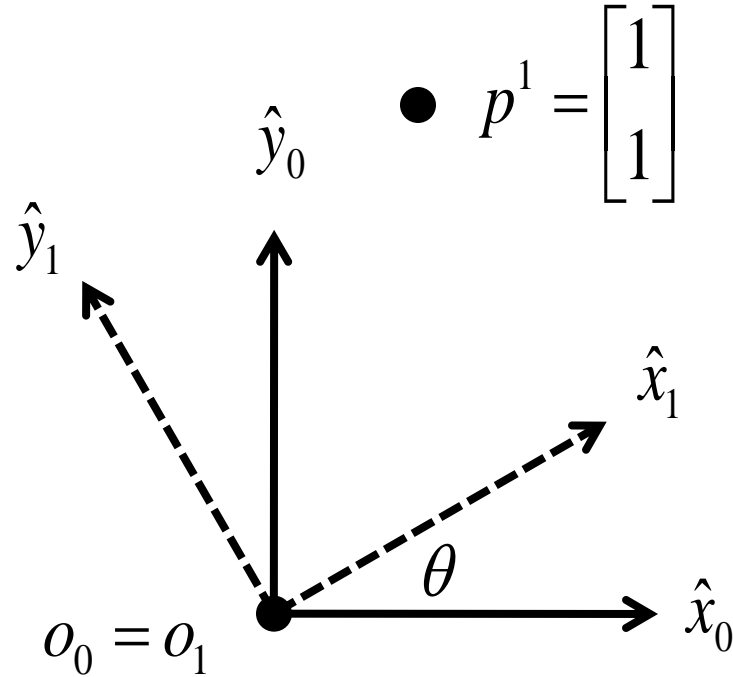
- ▶ the orientation of frame $\{1\}$ expressed in $\{0\}$



$$R_1^0 = \begin{bmatrix} x_1 \cdot x_0 & y_1 \cdot x_0 \\ x_1 \cdot y_0 & y_1 \cdot y_0 \end{bmatrix}$$

Rotation 2

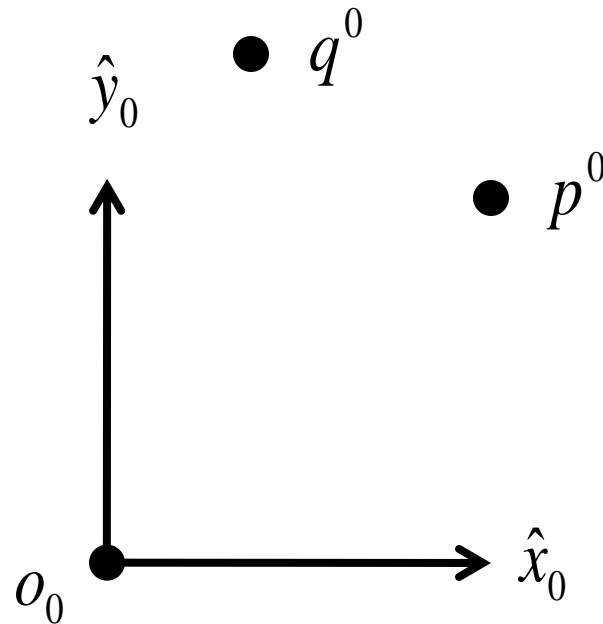
- ▶ p^1 expressed in $\{0\}$



$$p^0 = R_1^0 p^1 = \begin{bmatrix} \cos \theta & -\sin \theta \\ \sin \theta & \cos \theta \end{bmatrix} \begin{bmatrix} 1 \\ 1 \end{bmatrix}$$

Rotation 3

- ▶ q^0 expressed in $\{0\}$

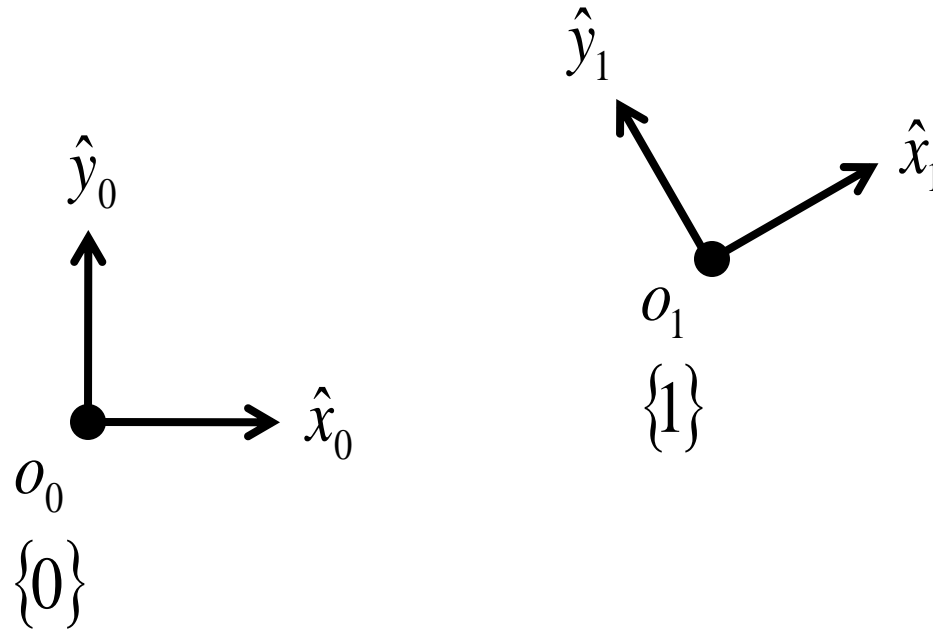


$$q^0 = R p^0 = \begin{bmatrix} \cos \theta & -\sin \theta \\ \sin \theta & \cos \theta \end{bmatrix} \begin{bmatrix} 1 \\ 1 \end{bmatrix}$$

Properties of Rotation Matrices

- ▶ $R^T = R^{-1}$
- ▶ the columns of R are mutually orthogonal
- ▶ each column of R is a unit vector
- ▶ $\det R = 1$ (the determinant is equal to 1)

Rotation and Translation



Rotations in 3D

$$R_1^0 = \begin{bmatrix} x_1 \cdot x_0 & y_1 \cdot x_0 & z_1 \cdot x_0 \\ x_1 \cdot y_0 & y_1 \cdot y_0 & z_1 \cdot y_0 \\ x_1 \cdot z_0 & y_1 \cdot z_0 & z_1 \cdot z_0 \end{bmatrix}$$